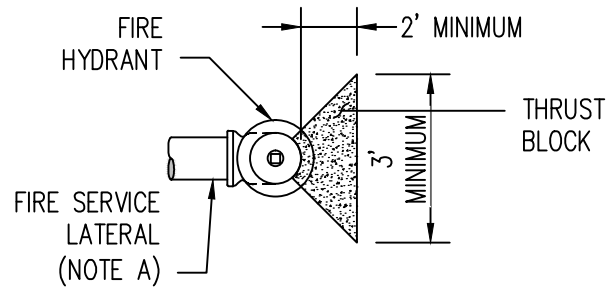
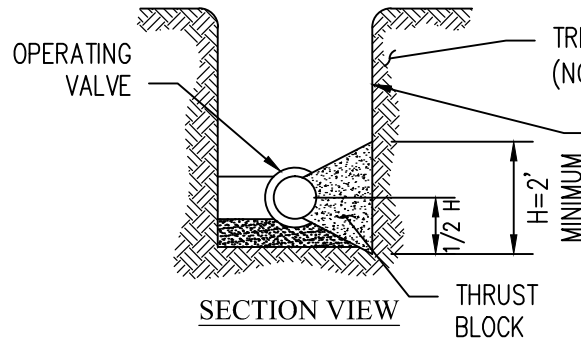


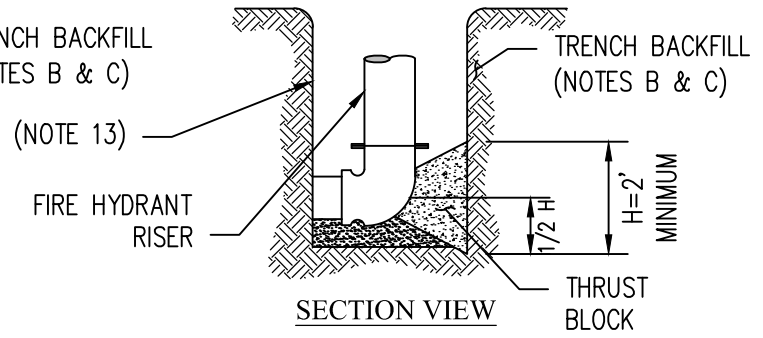
THRUST BLOCK AT OPERATING VALVE - PLAN VIEW



THRUST BLOCK AT FIRE HYDRANT - PLAN VIEW



SECTION VIEW
THRUST BLOCK



SECTION VIEW
THRUST BLOCK

THRUST BLOCK NOTES:

- A. THRUST BLOCK SIZE ASSUMES MAXIMUM 6" DIAMETER FIRE HYDRANT SERVICE. THRUST BLOCKS FOR LARGER SERVICES REQUIRE APPROVAL OF AHJ.
- B. THE THRUST BLOCK DESIGN SHALL BE BASED ON THE FORCE RESISTING CAPACITY OF THE NATIVE SOILS AS STATED IN THE SOILS EVALUATION REPORT SPECIFIC TO THE PROJECT SITE. THE CALCULATIONS SHOWN WITH THE THRUST BLOCK DESIGN AND SIZING TABLE SHALL BE BASED ON THE REQUIREMENTS OF THE MOST CURRENT NFPA 24, ARTICLE 10.8.2 REQUIREMENTS. THE SOIL EVALUATION REPORT OR A SINGLE PAGE, STAMPED SUMMARY SHALL BE SUBMITTED WITH THE PROJECT PLANS.
- C. THRUST BLOCKS SHALL BE POURED AGAINST UNDISTURBED SOIL. IN CASES WHERE THIS IS NOT PRACTICAL, BACKFILL AREA BEHIND WHERE THRUST BLOCK WILL BE PLACED WITH AGGREGATE BASE COMPACTED TO 95% RELATIVE COMPACTION, CUT-BACK COMPACTED AGGREGATE BASE TO EXPOSE A FIRM SURFACE, THEN PLACE THRUST BLOCK.

DATE	REVISIONS



STANDARD DETAILS FOR PUBLIC WORKS CONSTRUCTION

**FIRE HYDRANT
THRUST BLOCK DETAILS & NOTES**

SECTION NUMBER: 300
DRAWING NUMBER: W-301D
DATE: 2/21/2022