



SECTION 100 - GENERAL SURFACE IMPROVEMENTS

DESCRIPTION	DETAIL No.
ROADWAY SECTION ARTERIAL HIGHWAYS	W-101A
ROADWAY SECTION ARTERIAL HIGHWAYS (NOTES)	W-101B
ROADWAY SECTION URBAN/SUBURBAN AREAS <.5 AC	W-102A
ROADWAY SECTION URBAN/SUBURBAN AREAS <.5 AC (NOTES)	W-102B
ROADWAY SECTION SUBURBAN 0.5-1.5 AC	W-103A
ROADWAY SECTION SUBURBAN 0.5-1.5 AC (NOTES)	W-103B
ROADWAY SECTION RURAL/SUBURBAN AREA >1.5 AC	W-104A
ROADWAY SECTION RURAL/SUBURBAN AREA >1.5 AC (NOTES)	W-104B
ROADWAY SECTION COMMERCIAL COLLECTOR	W-105A
ROADWAY SECTION COMMERCIAL COLLECTOR (NOTES)	W-105B
ROADWAY SECTION PRIVATE ROADWAY URBAN/SUBURBAN <0.5 AC	W-106A
ROADWAY SECTION PRIVATE ROADWAY URBAN/SUBURBAN <0.5 AC (NOTES)	W-106B
ROADWAY SECTION PRIVATE ROADWAY RURAL/SUBURBAN >0.5 AC	W-107A
ROADWAY SECTION PRIVATE ROADWAY RURAL/SUBURBAN >0.5 AC (NOTES)	W-107B
PERMANENT EMERGENCY ACCESS ROAD	W-108
ROUNDBOUT	W-109
LANDSCAPE ISLAND	W-110A
LANDSCAPE ISLAND (NOTES)	W-110B
CUL-DE-SAC	W-111A
CUL-DE-SAC (NOTES)	W-111B
CUL-DE-SAC (PRIVATE STREETS ONLY)	W-112A
CUL-DE-SAC (PRIVATE STREETS ONLY) NOTES	W-112B
TRANSIT BUS TURNOUT	W-113A
ECLIPSE STYLE TRANSIT SHELTER	W-113B
ECLIPSE STYLE TRANSIT SHELTER	W-113C
6FT ROLLED BENCH WITH BACK SURFACE MOUNT -- EXPANDED METAL	W-113D
BUS STOP SHELTER PAD	W-113E
BUS TURNOUT STRUCTURAL	W-114

DATE	REVISIONS		STANDARD DETAILS FOR PUBLIC WORKS CONSTRUCTION SECTION 100 - GENERAL SURFACE IMPROVEMENTS TABLE OF CONTENTS	SECTION NUMBER: 100
			DRAWING NUMBER: i	
			DATE: 2/21/2022	

SECTION 100 - GENERAL SURFACE IMPROVEMENTS

DESCRIPTION	DETAIL No.
PERMANENT PAVEMENT PATCH	W-121A
PERMANENT PAVEMENT PATCH (NOTES)	W-121B
TEMPORARY AC PATCH	W-122
CHAMFERED CURB & GUTTER	W-130A
CHAMFERED CURB & GUTTER NOTES	W-130B
TYPE 1 P.C.C. CURB & GUTTER	W-131A
TYPE 1 P.C.C. CURB & GUTTER (NOTES)	W-131B
P.C.C. SIDEWALK	W-132A
P.C.C. SIDEWALK (NOTES)	W-132B
PEDESTRIAN RAMP FOR THE DISABLED	W-133A
PEDESTRIAN RAMP FOR THE DISABLED (NOTES)	W-133B
P.C.C. VALLEY GUTTER	W-134A
P.C.C. VALLEY GUTTER (NOTES)	W-134B
MONOLITHIC CURB & GUTTER AND SIDEWALK	W-135A
MONOLITHIC CURB & GUTTER AND SIDEWALK NOTES	W-135B
RETROFIT CURB & GUTTER	W-136
P.C.C. MEDIAN CURB	W-137
DRIVEWAY GEOMETRICS	W-141
P.C.C. DRIVEWAY APRON W/ SIDEWALK	W-142A
P.C.C. DRIVEWAY APRON W/O SIDEWALK	W-142B
P.C.C. DRIVEWAY APRON W/ EX ADJACENT SIDEWALK	W-142C
P.C.C. DRIVEWAY APRON NOTES	W-142D
ASPHALT AND GRAVEL DRIVEWAY APRONS (NO CURB AND GUTTER)	W-143A
ASPHALT AND GRAVEL DRIVEWAY APRONS (NO CURB AND GUTTER) NOTES	W-143B
PRIVATE DRIVEWAY CONCRETE OR ASPHALT	W-144
MONUMENTS	W-151A
MONUMENTS (NOTES)	W-151B
STEEL CATTLE GUARD	W-152A
STEEL CATTLE GUARD (NOTES)	W-152B

DATE	REVISIONS		STANDARD DETAILS FOR PUBLIC WORKS CONSTRUCTION SECTION 100 - GENERAL SURFACE IMPROVEMENTS TABLE OF CONTENTS	SECTION NUMBER: 100
			DRAWING NUMBER: ii	
			DATE: 2/21/2022	

**SECTION 200 - SANITARY SEWER & STORM DRAIN
IMPROVEMENTS**

DESCRIPTION	DETAIL No.
DRAINAGE CHANNEL	W-201A
DRAINAGE CHANNEL (NOTES)	W-201B
LOT LINE DRAINAGE SWALE (PRIVATE)	W-202A
LOT LINE DRAINAGE SWALE (PRIVATE) NOTES	W-202B
SUBDRAIN	W-203
TRENCH EXCAVATION & BACKFILL (STORM & SEWER)	W-204A
TRENCH EXCAVATION & BACKFILL (STORM & SEWER) NOTES	W-204B
UTILITY MAIN LOCATIONS	W-205
WATER & SEWER SEPARATIONS	W-206A
WATER & SEWER SEPARATIONS (NOTES)	W-206B
WATER & SEWER SEPARATIONS NOTES	W-206C
TRENCH DETAIL SANITARY SEWER	W-207
CATCH BASIN TYPE 1	W-210A
CATCH BASIN TYPE 1 (NOTES)	W-210B
CATCH BASIN TYPE 1 (NOTES)	W-210C
DROP INLET TYPE 1A	W-211
CATCH BASIN TYPE 4R	W-212A
CATCH BASIN TYPE 4R (NOTES)	W-212B
CATCH BASIN TYPE 4R	W-212C
SUMPLESS CATCH BASIN TYPE 4R	W-213A
SUMPLESS CATCH BASIN TYPE 4R (NOTES)	W-213B
DUAL CATCH BASIN TYPE 4R	W-214
HIGH CAPACITY CURB INLET	W-215
MANHOLE TYPE 1A	W-220A
MANHOLE TYPE 1A (NOTES)	W-220B
MANHOLE TYPE 3A	W-221A
MANHOLE TYPE 3A (NOTES)	W-221B

**SECTION 200 - SANITARY SEWER & STORM DRAIN
IMPROVEMENTS**

DESCRIPTION	DETAIL No.
MANHOLE TYPE 4A	W-222A
MANHOLE TYPE 4A (NOTES)	W-222B
MANHOLE TYPE 5A	W-223A
MANHOLE TYPE 5A (NOTES)	W-223B
MANHOLE COLLAR	W-224
TEMPORARY MANHOLE COVER	W-225
36" MANHOLE FRAME WITH 24" COVER ADAPTER	W-226
CUT-OFF COLLAR	W-227
SEWER LATERAL	W-230A
SEWER LATERAL (NOTES)	W-230B
SANITARY SEWER TAP SADDLE	W-231

DATE	REVISIONS



STANDARD DETAILS FOR PUBLIC WORKS CONSTRUCTION
**SECTION 200 - SANITARY SEWER &
STORM DRAIN IMPROVEMENTS**
TABLE OF CONTENTS


SECTION NUMBER:
200

DRAWING NUMBER:
iv

DATE:
2/21/2022

SECTION 300 - WATER SYSTEM IMPROVEMENTS

DESCRIPTION	DETAIL No.
FIRE HYDRANT	W-301A
FIRE HYDRANT (NOTES)	W-301B
FIRE HYDRANT (NOTES)	W-301C
FIRE HYDRANT (NOTES)	W-301D
TRENCH DETAIL WATER	W-302
VALVE DETAIL	W-303
1" COMBINATION AIR-RELEASE ASSEMBLY	W-304A
1" COMBINATION AIR-RELEASE ASSEMBLY (NOTES)	W-304B
4" FLUSH VALVE ASSEMBLY TERMINUS	W-305A
4" FLUSH VALVE ASSEMBLY TERMINUS (NOTES)	W-305B
4" FLUSH VALVE ASSEMBLY IN-LINE	W-306
TEST STATION	W-307
WATER SERVICE TAP & LINE	W-310A
WATER SERVICE TAP & LINE (NOTES)	W-310B
3/4" METER VAULT	W-311
1" METER VAULT	W-312
1-1/2" - 2" METER VAULT	W-313
3" - 4" METER VAULT	W-314
THRUST RESTRAINT	W-320A
THRUST RESTRAINT (NOTES)	W-320B
DISTRIBUTION TAP	W-321
PIPE SUPPORT	W-325
PRESSURE GAUGE	W-326
SAMPLE PORT IN VAULT	W-327
SAMPLE PORT IN METER BOX	W-328
SAMPLE PORT IN METER BOX WITH SERVICE	W-329
WATER LINE OFFSET	W-330
RECLAIMED WATER SIGNAGE REQUIREMENTS	W-340

DATE	REVISIONS	 <p style="margin: 0;">STANDARD DETAILS FOR PUBLIC WORKS CONSTRUCTION</p> <p style="margin: 0;">SECTION 300 - WATER</p> <p style="margin: 0;">SYSTEM IMPROVEMENTS</p> <p style="margin: 0;">TABLE OF CONTENTS</p>	SECTION NUMBER:	300
			DRAWING NUMBER:	V
			DATE:	2/21/2022

SECTION 400 - TRAFFIC CONTROL IMPROVEMENTS

DESCRIPTION	DETAIL No.
STREET NAME SIGN	W-401
STANDARD TRAFFIC SIGN	W-402A
STANDARD TRAFFIC SIGN (DETAIL)	W-402B
STANDARD TRAFFIC SIGN (NOTES)	W-402C
EMERGENCY ACCESS CONTROL GATE	W-403A
EMERGENCY ACCESS CONTROL GATE	W-403B
EMERGENCY ACCESS CONTROL GATE	W-403C
SPEED BUMP LAYOUT, SIGNAGE AND STRIPING	W-404A
SPEED BUMP (DETAILS)	W-404B
MAILBOXES	W-410A
MAILBOXES	W-410B
SCHOOL SIGNAL	W-420A
SCHOOL SIGNAL (NOTES)	W-420B
END-OF-ROAD MARKER	W-430